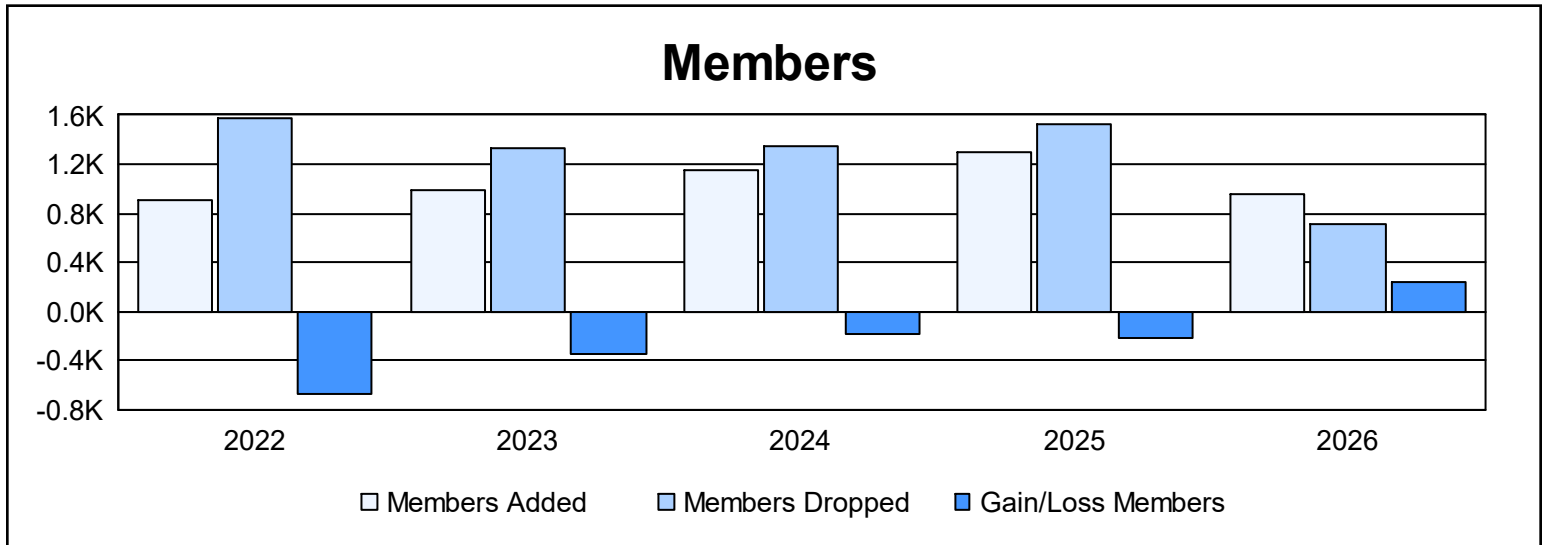
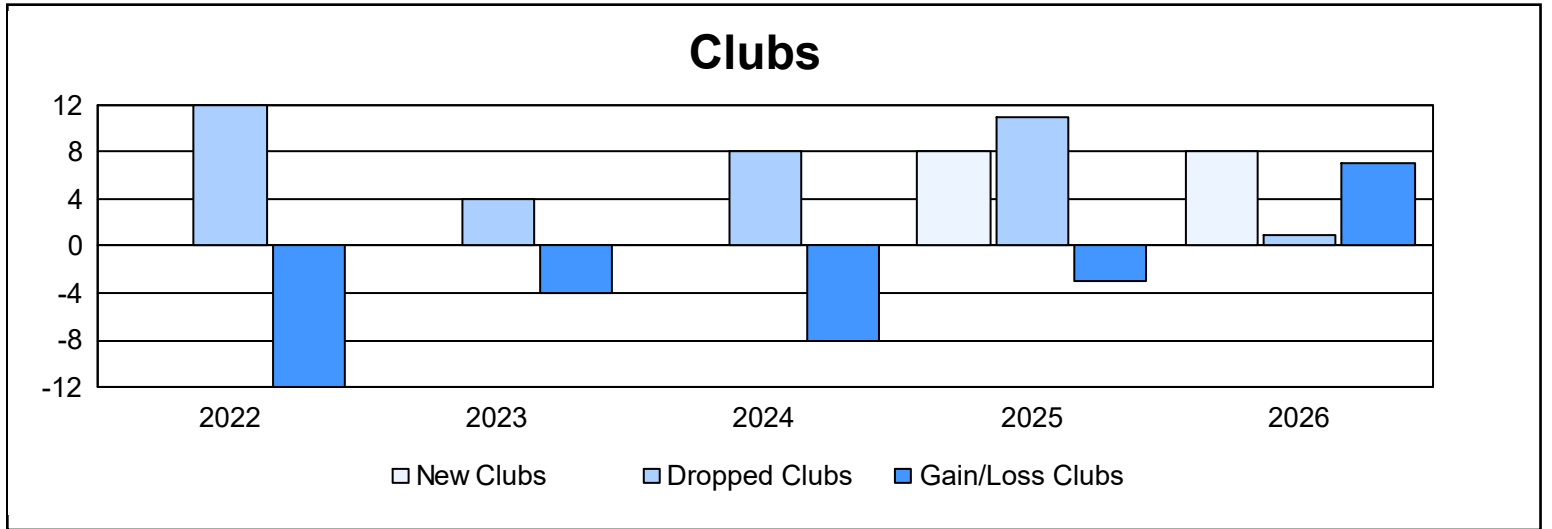
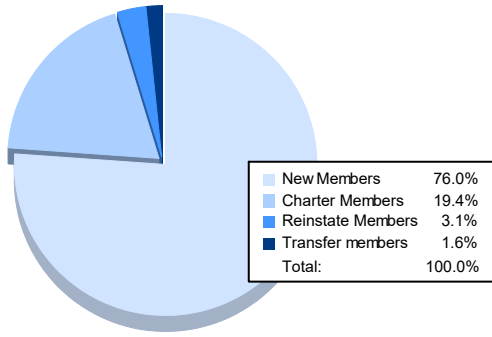


Year	New Clubs	Dropped Clubs	Gain/ Loss Clubs	New Members	Charter Members	Reinstate Members	Transfer Members	Total Member Added	Total Members Dropped	Gain/ Loss Members
2021-2022	0	12	-12	846	7	17	31	901	1,576	-675
2022-2023	0	4	-4	920	1	18	44	983	1,327	-344
2023-2024	0	8	-8	1,113	2	8	26	1,149	1,340	-191
2024-2025	8	11	-3	965	229	67	39	1,300	1,523	-223
2025-2026	8	1	7	722	184	29	15	950	708	242
Average	3	7	-4	913	85	28	31	1,057	1,295	-238



Membership Composition March 2026 Cumulative



Gender Composition March 2026 Cumulative

